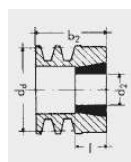
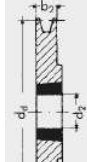


**Polias em V com furação para Buchas cônicas TB (Conforme DIN 2211) Perfil SPA / A/13 – Material EM-GJL200 (GG20)**

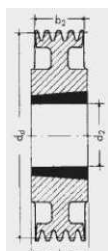
Com 1 canal				Com 2 canais				Com 3 canais			
Diâmetro das polias (mm)	Desenho nº	Peso sem a bucha TB (Kg)	Bucha cônica TB	Diâmetro das polias (mm)	Desenho nº	Peso sem a bucha TB (Kg)	Bucha cônica TB	Diâmetro das polias (mm)	Desenho nº	Peso sem a bucha TB (Kg)	Bucha cônica TB
63**	11	0,60	1108	63**	8	0,80	1108	63**	---	---	---
67**	8	0,30	1108	67**	6	0,50	1108	67**	---	---	---
71**	8	0,30	1108	71**	6	0,50	1108	71**	6	0,70	1108
75**	8	0,40	1108	75**	6	0,50	1210	75**	6	0,80	1210
80**	8	0,50	1210	80**	6	0,60	1210	80**	6	0,90	1210
85**	8	0,60	1210	85**	6	0,70	1210	85**	6	1,00	1210
90	8	0,70	1210	90	6	0,90	1610	90	6	1,00	1610
95	8	0,80	1210	95	6	0,90	1610	95	6	1,10	1610
100	8	0,80	1210	100	6	0,90	1610	100	6	1,20	1610
106	8	0,90	1610	106	6	1,10	1610	106	6	1,40	1610
112	8	1,00	1610	112	6	1,20	1610	112	6	1,30	2012
118	8	1,20	1610	118	6	1,40	1610	118	6	1,80	2012
125	8	1,40	1610	125	2	1,70	1610	125	6	2,00	2012
132	8	1,60	1610	132	2	1,80	1610	132	6	2,30	2012
140	8	1,80	1610	140	2	2,00	1610	140	2	2,80	2012
150	8	1,40	1610	150	2	2,40	2012	150	2	3,50	2517
160	8	1,90	1610	160	2	2,90	2012	160	2	3,90	2517
170	8	2,00	1610	170	2	3,10	2012	170	2	4,60	2517
180	8	2,10	1610	180	9	3,40	2012	180	2	5,10	2517
190	8	2,30	1610	190	9	3,80	2012	190	2	5,40	2517
200	5	2,60	2012	200	5	4,10	2517	200	9	4,90	2517
212	5	2,70	2012	212	5	4,30	2517	212	9	5,20	2517
224	5	2,70	2012	224	5	4,40	2517	224	9	5,50	2517
236	7	2,80	2012	236	5	4,60	2517	236	9	5,70	2517
250	7	2,90	2012	250	7	4,80	2517	250	9	5,90	2517
280	7	3,30	2012	280	7	5,40	2517	280	9	6,70	2517
315	7	3,60	2012	315	7	6,00	2517	315	5	8,30	3020
335	7	4,20	2012	335	7	6,70	2517	335	7	9,20	3020
400	7	4,90	2012	400	7	8,10	2517	400	7	11,0	3020
				450	7	10,30	2517	450	7	14,10	3020
				500	7	11,60	2517	500	7	16,00	3020



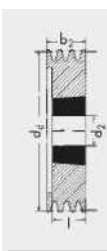
Tipo 11



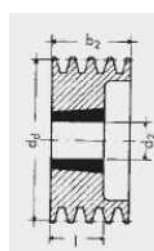
Tipo 08



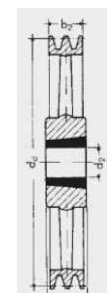
Tipo 05



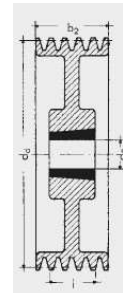
Tipo 06



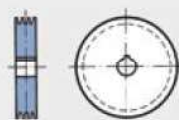
Tipo 02



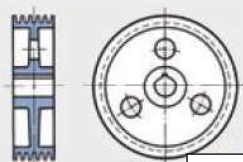
Tipo 07



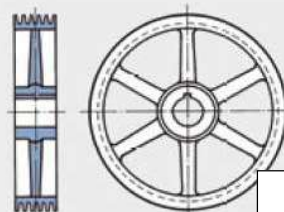
Tipo 09



Polia maciça



Polia rebaixada



Polia Raiada

\*\*\*\*VEJA CORREIAS A, AX, SPA E XPA NA PAGINA 05 A 07.

Nos reservamo-nos o direito de alterar todas as dimensões sem aviso prévio.

Bucha Cônica	1008	1108	1210	1610	1615	2012	2517	3020	3525
Ø furo de...até	10-25	10-28	11-32	14-42	14-42	14-50	16-60	25-75	35-90